

## STUDENTS SATISFACTION SURVEY

2018-2019

### **ITEM NO 1**

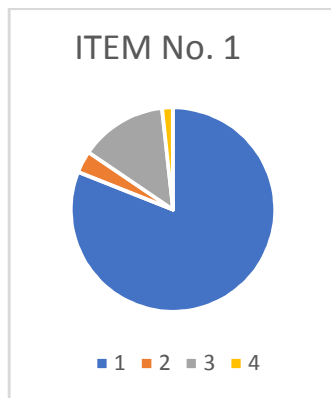
**THE SYLLABUS OF EACH COURSE WAS**

A.ADEQUATE

B.INADEQUATE

C.CHALLENGING

D.DULL



81.03% STUDENTS WERE SATISFIED WITH THE SYLLABUS OF THE COURSE

3.45 % OF THE RESPONDENTS FOUNDED INADEQUATE

13.80% FOUND IT CHALLENGING & 1.72 PERCENT OF THEM WENT FOR THE OPTION D.

### **ITEM NO 2**

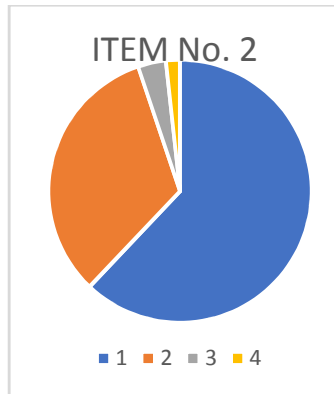
**BACKGROUND FOR BENEITING FROM THE COURSE WAS-**

A.MORE THAN ADEQUATE

B.ADEQUATE

C.INADEQUATE

D.CAN NOT SAY



62.07% OF THE STUDENTS FOUND THE BACKGROUND FOR BENEFITING FROM THE COURSE WAS MORE THAN ADEQUATE.

32.76 % OF THEM FOUND IT ADEQUATE

3.45% FOUND IT INADEQUATE & 1.72% OF THE RESPONDENT WENT FOR TH EOPTION CAN NOT SAY

### ITEM NO 3.

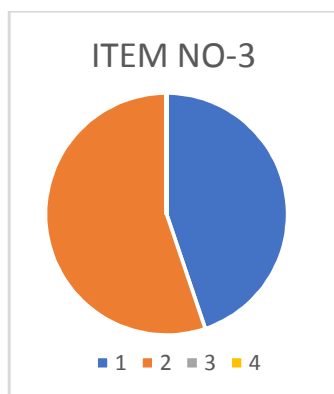
**WAS THE COURSE EASY OR DIFFICULT TO UNDERSTAND?**

A.EASY

B.MANAGEABLE

C.DIFFICULT

D.VERY DIFFICULT



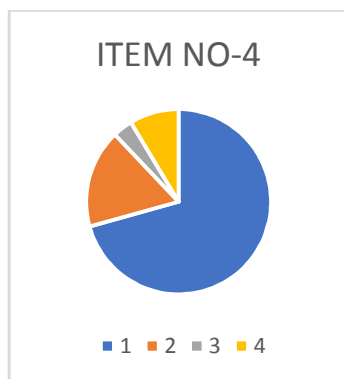
44.83% FOUND THE COURSE EASY

55.17% FOUND IT MANAGEABLE

#### ITEM NO 4.

##### HOW MUCH OF THE SYLLABUS WAS COVERED IN THE CLASS?

- A.85-100 %
- B.70-85%
- C.55-70%
- D.LESS THAN 55%

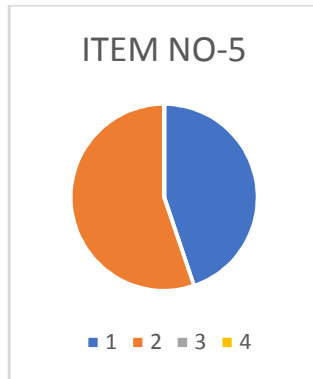


70.69% AGREED THAT 85-100 %,17.24% AGREED THAT 70-85%,3.45% AGREED THAT 55-70% AND 8.62 % FOUND LESS THAN 55 % OF THE SYLLABUS WAS COVERED IN THE CLASS.

#### ITEM NO 5

##### WHAT IS YOUR OPINION ABOUT THE LIBRARY MATERIAL AND FACILITIES FOR THE COURSE?

- A.MORE THAN ADEQUATE
- B.ADEQUATE
- C.INADEQUATE
- D.VERY POOR



44.83% FOUND THE LIBRARY MATERIAL AND FACILITIES FOR THE COURSE WAS MORE THAN ADEQUATE AND 55.17 PERCENT OF THEM FOUND IT ADEQUATE.

#### ITEM NO-6

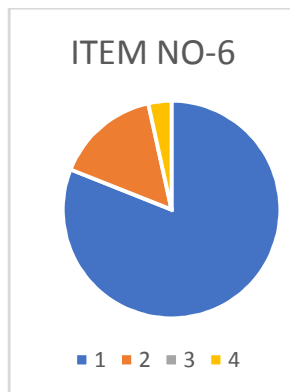
**TO WHAT EXTENT WERE YOU ABLE TO GET MATERIAL FOR THE PRESCRIBED READINGS?**

A.EASILY

B.WITH SOME DIFFICULTY

C.NOT AVAILABLE AT ALL

D.WITH GREAT DIFFICULTY



81.03%,15.52 % AND 1.72% HAVE SAID THAT THEY WERE ABLE TO GET MATERIAL FOR THE PRESCRIBED READINGS EASILY ,WITH SOME DIFFICULTY,WITH GREAT DIFICULTY RESPECTIVELY.

### ITEM NO 7

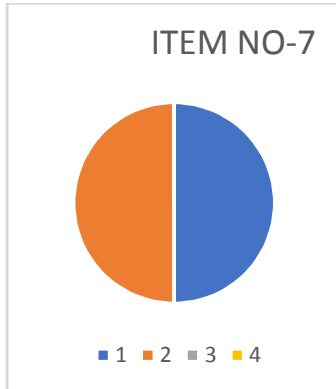
**HOW WELL DID THE TEACHERS PREPARE FOR THE CLASSES?**

A.THROUGHLY

B.SATISFACTORILY

C.POORLY

D.INDIFFERENTLY



50% OF THE RESPONDENTS HAVE EXPERIENCED THAT THE TEACHER PREPARED FOR THE CLASSES THROUGHLY AND REST OF THEM EXPERIENCED IT SATISFACTORILY.

### ITEM NO-8

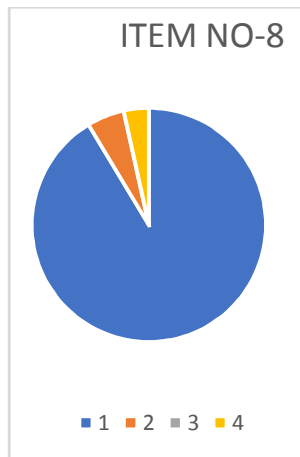
**HOW WELL WAS TH ETEACHER ABLE TO COMMUNICATE?**

A.ALWAYS EFFECTIVE

B.SOMETIMES EFFECTIVE

C.JUST SATISFACTORILY

D.GENERALLY INEFFECTIVE



91.38%STUDENTS HAVE SAID THAT THE COMMUNICATION OF THE TEACHERS WAS ALWAYS EFFECTIVE.5.17% FOUND IT SOMETIMES EFFECTIVE AND 3.45% FOUND IT GENERALLY INEFFECTIVE.

#### ITEM NO-9

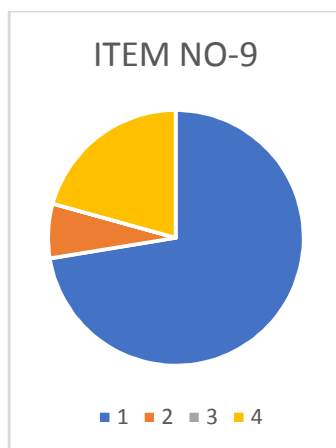
**HOW FAR THE TEACHER ENCOURAGES STUDENTS PARTICIPATION IN CLASS?**

A.MOSTLY YES

B.SOMETIMES

C.NOT AT ALL

D.ALWAYS



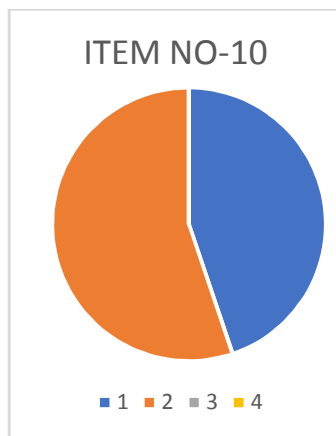
72.41 %OF THE RESPONDENTS TOLD THAT THE TEACHERS MOSTLY ENCOURAGED STUDENTS PARTICIPATION IN CLASS.6.90 %TOLD THAT THEY

SOMETIMES ENCOURAGED IN CLASS AND 20.69 % FOUND THE TEACHERSWERE ALWAYS ENCOURAGING THE STUDENTS PARTICIPATION IN CLASS.

#### ITEM NO10

**IF YES,WHICH OF THE FOLLOWING METHODS WERE USED?**

- A.ENCOURAGED TO RAISE QUESTIONS
- B.GET INVOLVED IN DISCUSSION IN CLASS
- C.ENCOURAGED DISCUSSION OUTSIDE CLASS
- D.DID'NT ENCOURAGE



44.83% SAID THAT THE TEACHERS ENCOURAGED TO RAISE QUESTIONS FROM STUDENTS.55.17 %SAID THAT THE TEACHERS GOT INVOLVED IN DISCUSSION IN CLASS.

#### ITEM NO 11

**HOW HELPFUL WAS THE TEACHER IN ADVISIONG?**

- A.VERY HELPFUL
- B.SOMETIMES HELPFUL
- C.NOT AT ALL HELPFUL
- D.DID NOT ADVISE



91.38% FOUND THE ADVICE OF THE TEACHERS VERY HELPFUL  
8.62% FOUND IT SOMETIMES HELPFUL.

#### ITEM NO-12

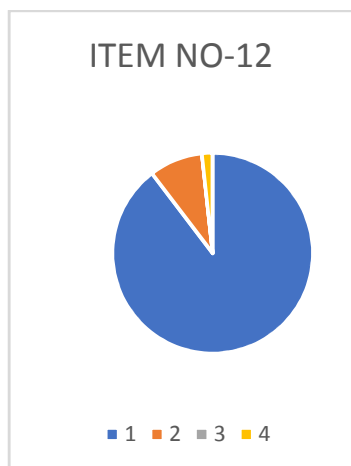
**THE TEACHERS APPROACH CAN BEST BE DESCRIBED AS**

A.ALWAYS COURTEOUS

B.SOMETIMES RUDE

C.ALWAYS INDIFFERENTLY

D.CAN NOT SAY



89.66% FOUND THAT TEACHERS' APPROACH WAS ALWAYS COURTEOUS  
8.62% FOUND IT SOMETIMES RUDE  
3.45 %WENT FOR THE OPTION CAN NOT SAY



**ITEM NO-13**

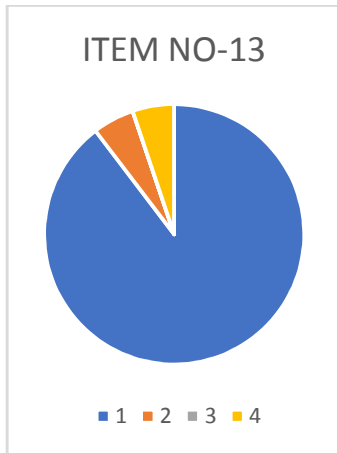
**INTERNAL ASSESSMENT WAS**

A.ALWAYS FARE

B.SOMETIMES UNFAIR

C.USUALLY UNFAIR

D.SOMETIMES FAIR



89.66% TOLD THAT THE INTERNAL ASSESSMENT WAS ALWAYS FARE

5.17 % FOUND IT SOMETIMES UNFAIR

& THE REST 5.17 % FOUND IT SOMETIMES FARE.

**ITEM NO 14**

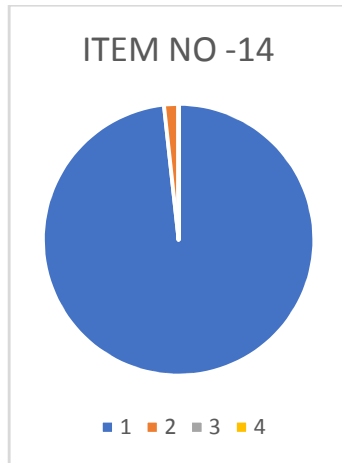
**WHAT EFFECT DO YOU THINK THE INTERNAL ASSESSMENT WILL HAVE ON YOUR COURSE GRADE?**

A.HELPS TO IMPROVE

B.DISCOURAGING

C.NO SPECIAL EFFECT

D.SOMETIMES EFFECTIVE



98.28% OF THE RESPONDENTS THOUGHT THAT THE INTERNAL ASSESSMENT HELPED TO IMPROVE THEIR COURSE GRADE BUT 1.72 % OF THEM FOUND IT DISCOURAGING.

#### ITEM NO 15

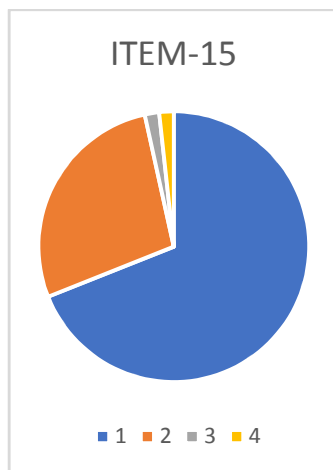
**HOW OFTEN DID THE TEACHERS PROVIDE FEEDBACK ON YOUR PERFORMANCE?**

A.REGULARLY/IN TIME

B.WITH HELPFUL COMMENT

C.OFTEN OR LATE

D.WITHOUT ANY COMMENTS



68.97% RENPONDEND THAT THE TEACHERS PROVIDED FEEDBACK REGULARLY/IN TIME ON THEIR PERFORMANCE.27.59 % TOLD THAT THE TEACHERS DID IT WITH HELPFUL COMMENTS,1.72 PERCENT HAD THEIR OPINION THAT THE TEACHERS PROVIDED OFTEN /LATE FEEDBACKS ON THEIR

PERFORMANCE AND THE REST 1.72 % SAID THAT THE TEACHERS DID IT WITHOUT ANY COMMENTS.

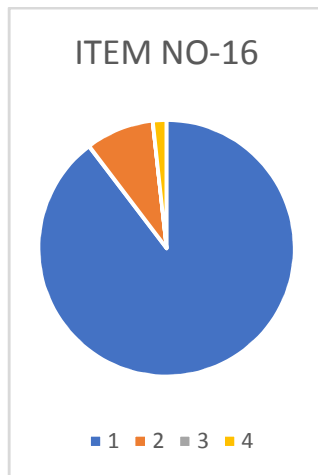
**ITEM NO 16 WERE YOUR ASSIGNMENTS DISCUSSED WITH YOU ?**

A. YES, FULLY

B. YES, PARTLY

C. NOT DISCUSSED AT ALL

D. SOMETIMES DISCUSSED



89.66% HAD THEIR OPINION THAT THEIR ASSIGNMENTS WERE FULLY DISCUSSED WITH THEM, 8.62% PROVIDED THEIR OPINION THAT THE ASSIGNMENTS WERE PARTLY DISCUSSED AND 1.72% SAID THAT THE ASSIGNMENTS WERE SOMETIMES DISCUSSED.

**ITEM NO 17**

**WERE YOU PROVIDED WITH A COURSE CONTRIBUTORY LECTURE TOO AT THE BEGINNING**

A. YES

B. NO

IF YES WAS IT HELPFUL

A. YES

B. NO



ALL THE RESPONDENTS TOLD THAT THEY WERE PROVIDED WITH THE COURSE CONTRIBUTORY LECTURE TOO AT THE BEGINNING.